



THE WIRE



CURRENT NEWS FROM THE ELKHORN RURAL PUBLIC POWER DISTRICT

February 2026

Serving the Elkhorn River Valley since 1940

Volume 35, Number 2

2025 IRRIGATION SEASON RECAP




*From the GM -
Mark Johnson*

As we move into the second month of 2026, it's a good time to reflect on last year's irriga-

tion season. Every growing season tells a different story, and 2025 was defined largely by above-average rainfall across much of our service territory. While weather ultimately drives irrigation demand, our preparation and commitment to reliable electric service remain constant.

The season began on a very different note than how it ended. An extremely dry spring led to high irrigation load and strong sales in April and May, and we prepared for what appeared to be a heavy irrigation year. As the summer progressed, however, rainfall increased and irrigation demand declined. From June through September, system peaks were noticeably lower compared to several recent years.

In total, irrigation services used just over 79 million kilowatt-hours in 2025, making it the lowest irrigation usage we've seen in the past five years. (See chart to the right.) Despite lower



sales, we remained on track for a strong financial year. This outcome underscores the importance of well-designed electric rates that appropriately recover the cost of providing reliable service, even in lower-demand years.

Reduced irrigation demand also translated into fewer load control hours. In 2025, we recorded 24.5 load control hours, down significantly from 65.5 hours in 2024 and 100 hours in 2023. Our irrigation load control program continues to play a critical role in maintaining system reliability and helping keep costs in check for all our customers.

From a construction standpoint, 2025 was another active year. Crews worked throughout the year to connect new irrigation services

and complete system upgrades in support of both current operations and future growth. In total, 16 miles of new three-phase line were constructed, resulting in 64 new irrigation services. Each project requires careful coordination between our engineering, operations, and customer service teams. (See June 2025 *Wire* "From the GM" article)

As always, we are grateful for the strong partnerships we share with our customers. These relationships are the foundation of public power. While weather conditions may change from year to year, our commitment does not. Elkhorn remains dedicated to providing safe, reliable, and cost-effective electricity to support agriculture and the communities we serve.

Irrigation Stats

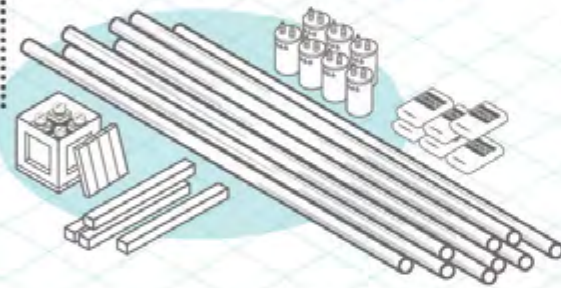
| | 2021 | 2022 | 2023 | 2024 | 2025 |
|-----------------|---------------|-------------|-------------|-------------|------------|
| Total Customers | 2,352 | 2,429 | 2,505 | 2,583 | 2,648 |
| Total kWh sold | 98,047,341.00 | 139,234,950 | 114,415,508 | 115,743,978 | 79,039,358 |

Infrastructure Costs

The past five years have been a period of exploding costs for the electric utility industry, pushed by soaring demand, supply chain challenges, raw materials shortages, and increased labor costs. Below are the percent of increases since 2020 at a national level for inputs needed to deliver electricity to you. At ERPPD, the board and staff have worked hard to minimize the impact these industry increases have had on our rates and service to you. Our mission to provide cost-effective power is the road map to keep the lights on at your homes and businesses.

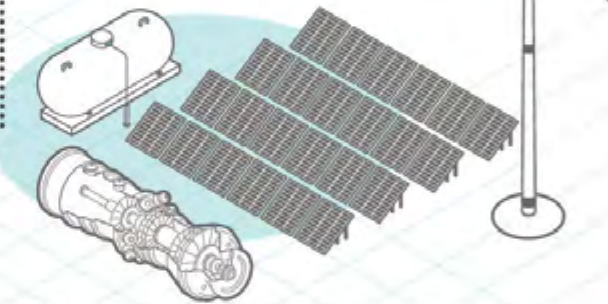
Infrastructure

| | |
|--|----------|
| Utility poles (wood, steel, composite) | +25-40% |
| Crossarms & braces (steel/wood) | +20-35% |
| Conductor wire (aluminum/copper) | +30-50% |
| Transformers | +70-100% |
| Grain-oriented electrical steel | +80-100% |
| Oil/dielectric fluids | +25-40% |
| Copper wiring | +50% |
| Concrete | +25-35% |
| Smart meters | +20-35% |
| Pad-mounted switchgear | +25-40% |
| Circuit breakers/reclosers | +20-35% |



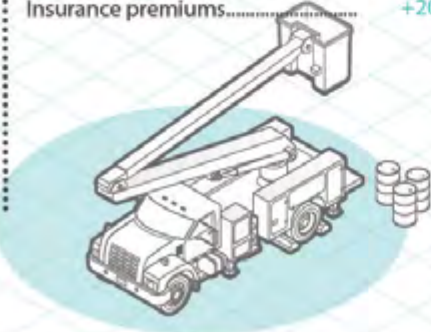
Generation

| | |
|-----------------------|----------|
| Diesel gensets | +20-40% |
| Gas turbines | +20-30% |
| Solar PV systems | +25-35% |
| Wind turbines | +25-35% |
| Hydropower components | +20-30% |
| Battery storage | +25-40% |
| SCADA/EMS systems | +20-30% |
| Inverters | +20-30% |
| Relays & switchgear | +25-40% |
| Natural Gas | +20-120% |
| Coal | +30-60% |
| Diesel/fuel oil | +40-70% |



Fleets

| | |
|--------------------------------|---------|
| Light trucks | +25-40% |
| Bucket trucks, digger derricks | +20-50% |
| Fuel costs (especially diesel) | +20-30% |
| Maintenance | +15-25% |
| Insurance premiums | +20% |



Build-outs

| | |
|----------------------------|---------|
| Utility construction labor | +20-40% |
| Freight/logistics | +30-60% |



Sources: BLS; energynews.com; Reuters; Wood Mackenzie; NREL; IEA

ENERGYWISESM

2026 incentive programs

For more information scan here:



Residential



HEAT PUMPS

Air-source, mini-split or geothermal
Up to \$3,300



HEAT PUMP WATER HEATERS

Air source or water/ground heat pump water heaters
Up to \$650



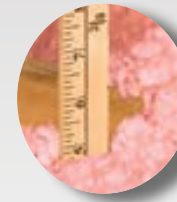
SMART THERMOSTATS

Up to \$100 on a Wi-Fi enabled smart thermostat



COOLING SYSTEM TUNE-UP

\$30 when customers tune-up their cooling system



ATTIC INSULATION

Add 6" insulation to existing (less than 6") attic insulation
30¢ sq/ft rebate available



INDUCTION COOKTOP/STOVE


20% off purchase price of a 30" minimum width induction cooktop or range

Ag/Business



PRESCRIPTIVE AG


Prescriptive irrigation (**\$500**), corner pivot VFDs (**\$18/hp**), irrigation moisture sensors (**\$300**), automated grain aeration (**\$.011 per bushel of bin capacity**)



LIGHTING

Prescriptive or custom upgrades
Up to \$80 per fixture

Electric Vehicle Charging



LAWN & GARDEN

20% off purchase price of all electric lawn and garden tools



EV CHARGING STATIONS

Commercial & residential incentives available for installing a charging station or pre-wiring a home

Celebrating 235 Years of Service



Jennifer Adams
HR/Corp Comm
10 yrs



Galen Beckman
Accounting Clerk
20 yrs



Carmen Christensen
CFO/Office Mgr
25 yrs



Todd Knutson
Operations Manager
30 yrs



Jim Wennekamp
Staking/Meter Tech
30 yrs



Stacie Young
CSR
30 yrs



Dan Belt
General Foreman
35 years

Board of Directors



Joe G. Thiele
President
20 yrs



Tim D. Means
Secretary
25 yrs



Andy Starman
General Foreman
2 years



Chris Tillotson
Journeyman
2 years

Safety Committee

Pictured above are the staff and directors that were recognized for their milestone service anniversaries for 2025 at the annual Awards Banquet held in January. Those serving on the safety committee were also recognized. The dedication and service of the employees and directors is greatly appreciated!



206 N 4TH ST
PO Box 310
Battle Creek, NE
68715

Office Hours: M - F
8:00AM - 4:30 PM



General Manager:
Mark Johnson
CFO/Office Manager:
Carmen Christensen
Operations Manager:
Todd Knutson

Connect with us Online:



WWW.ERPPO.COM



SCAN ME

Board of Directors

Subdivision I

- Dennis Kuchar, Treasurer
- Hunter Frisch, Director
- James Geyer, Director

Subdivision II

- Tim Means, Secretary
- Jerrell Dolesh, Director
- Rod Zohner, Director

Subdivision III

- Joe Thiele, President
- David Hoefler, Director
- Raymond Payne, Vice President